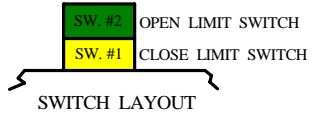
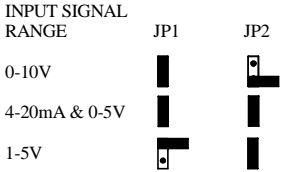


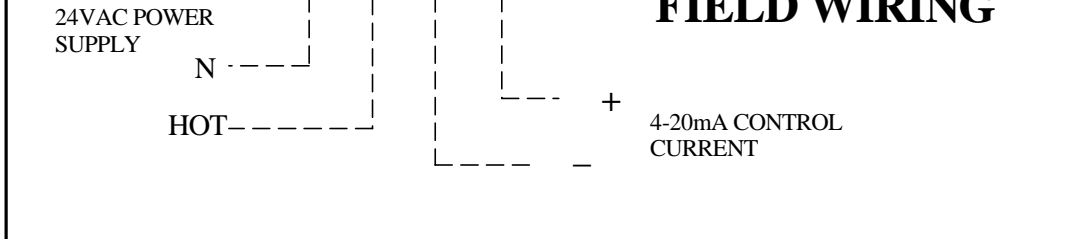
INPUT SIGNAL



NOTE:
THE FEEDBACK POTENTIOMETER AND LIMIT SWITCHES HAVE BEEN SET AT THE FACTORY - THEY DO NOT REQUIRE FURTHER CALIBRATION.

TO CALIBRATE THE OPEN AND CLOSE POSITION USE THE TRIM POTS LABELED Z (ZERO) FOR CLOSE AND S (SPAN) FOR OPEN.

FIELD WIRING



		Indelac Controls, Inc.	
		Florence, Ky. 41042	
WIRING DIAGRAM, 24VAC "S" SERIES ELECTRIC ACTUATOR WITH SMALL AMC-103A 4-20mA POSITIONER & OPTIONAL HEATER & BRAKE			
		W160527	
WJR		27MAY16	