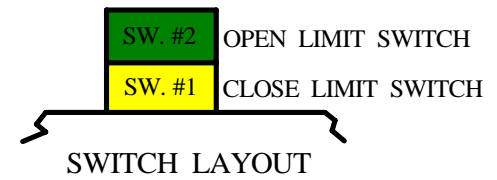
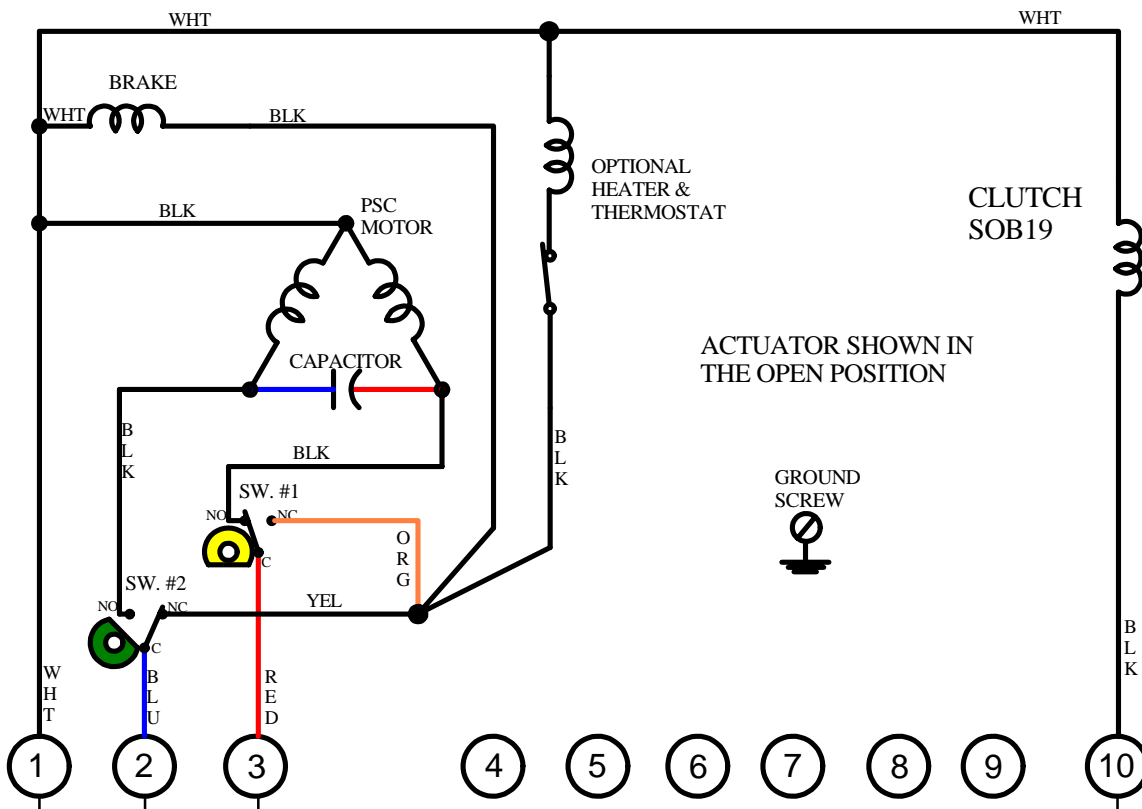


REV.	DESCRIPTION	DATE	BY
1	CHANGED SW.1 WIRING AND CAM; REDRWN	23JUN16	WJR

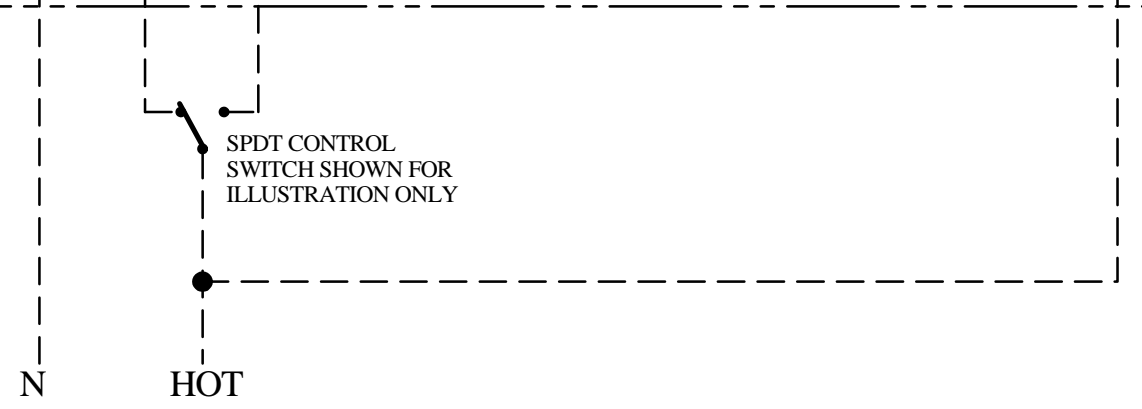


NOTES:
 POWER TO TERMINALS ONE & TWO OPENS THE VALVE (CCW ROTATION)
 POWER TO TERMINALS ONE & THREE CLOSES THE VALVE (CW ROTATION)

LOSS OF SUPPLY WILL SHUT OFF POWER TO THE CLUTCH AND CAUSE THE ACTUATOR TO BE SPRING DRIVEN TO THE FAIL POSITION. UPON RETURN OF SUPPLY POWER THE ACTUATOR WILL AUTOMATICLY RETURN TO THE POSITION THE CONTROL SWITCH DESIGNATES.

DO NOT MOTOR DRIVE ACTUATOR INTO MECHANICAL STOP, OUTPUT PINION WILL BE DAMAGED.

THIS IS A FAIL-SAFE ACTUATOR DO NOT USE IN CONTROL TYPE APPLICATIONS



A.C. SUPPLY POWER

FIELD WIRING

IC_I Indelac Controls, Inc.
 Florence, Ky. 41042

WIRING DIAGRAM ASC4, ASC6 OR ASC10
 SPRING RETURN ACTUATOR WITH
 CLUTCH & BRAKE SOB19, AND OPTIONAL
 HEATER/THERMOSTAT

JLR 9-28-11
W110928