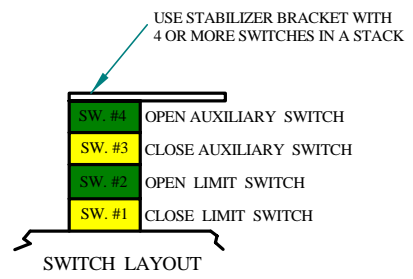
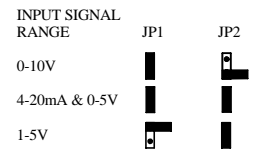


ACTUATOR SHOWN
IN OPEN POSITION

1	ADDED TERMINAL BLOCK FOR INPUTS	02MAR15	WJR
2	ADDED OPTIONAL HEATER AND THERMOSTAT	12MAR15	WJR
3	CHANGED AUXILIARY SWITCH WIRE COLORS	21JUN16	WJR



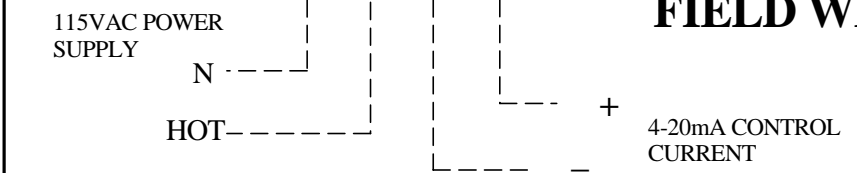
INPUT SIGNAL



NOTE:
THE FEEDBACK POTENTIOMETER AND LIMIT SWITCHES HAVE BEEN SET AT THE FACTORY - THEY DO NOT REQUIRE FURTHER CALIBRATION.

TO CALIBRATE THE OPEN AND CLOSE POSITION USE THE TRIM POTS LABELED Z (ZERO) FOR CLOSE AND S (SPAN) FOR OPEN.

FIELD WIRING



		Indelac Controls, Inc. Florence, Ky. 41042	
		WIRING DIAGRAM, 115VAC "R" SERIES ACTUATOR WITH COMPACT AMC-103A 4-20mA POSITIONER & OPTIONAL HEATER, BRAKE & 2 AUX. SWITCHES	
		W091117	
JLR	11/17/2009		